



UNIVERSITÄT
DES
SAARLANDES



Connections between Suffix Trees and Arrays

Algorithms for Sequence Analysis

Sven Rahmann

Summer 2021

Previous Lectures

- **Suffix trees** and **suffix arrays**
- Enhancing suffix arrays with **Longest Common Prefix (LCP)** arrays
- **Applications** of suffix trees
- **Applications** of enhanced suffix arrays
- Linear time construction algorithms

Today's Lecture

Relationship of suffix trees and suffix arrays

- Can enhanced suffix arrays be used as **“virtual” suffix trees**?
- How to do top-down traversals using enhanced suffix arrays?
 - Characterizing child intervals
 - **Range Minimum Queries (RMQs)**
- Application: pattern search

Correspondence between Suffix Tree Nodes and Suffix Array Intervals

Suffix Trees vs. Suffix Arrays

Observation I

Every **suffix tree node** corresponds to **suffix array interval**.

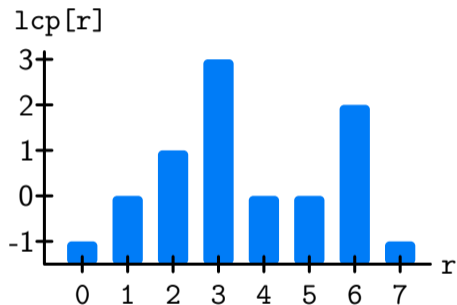
Observation II

The **opposite is not true**, i.e. some suffix array intervals (there are $O(n^2)$) do not correspond to suffix tree nodes (there are $O(n)$).

Question

How to characterize SA intervals that do correspond to a ST node?

Example: Suffix Array Intervals



r	lcp[r]	T[pos[r] ...]
0	-1	\$
1	0	a\$
2	1	ana\$
3	3	anana\$
4	0	banana\$
5	0	na\$
6	2	nana\$
7	-1	

d -intervals

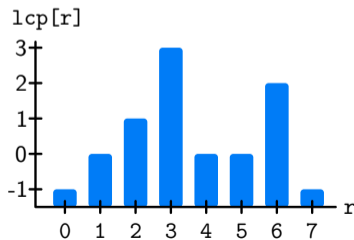
Let pos and lcp be the suffix array and lcp array of a text $T \in \Sigma^n$, respectively. An interval $[L, R]$ is called **d -interval** if

- $\text{lcp}[L] < d$,
- $\text{lcp}[R + 1] < d$,
- $\text{lcp}[r] \geq d$ for $L < r \leq R$, and
- $\min\{\text{lcp}[r] \mid L < r \leq R\} = d$.

d -intervals

Let pos and lcp be the suffix array and lcp array of a text $T \in \Sigma^n$, respectively. An interval $[L, R]$ is called **d -interval** if

- $\text{lcp}[L] < d$,
- $\text{lcp}[R + 1] < d$,
- $\text{lcp}[r] \geq d$ for $L < r \leq R$, and
- $\min\{\text{lcp}[r] \mid L < r \leq R\} = d$.

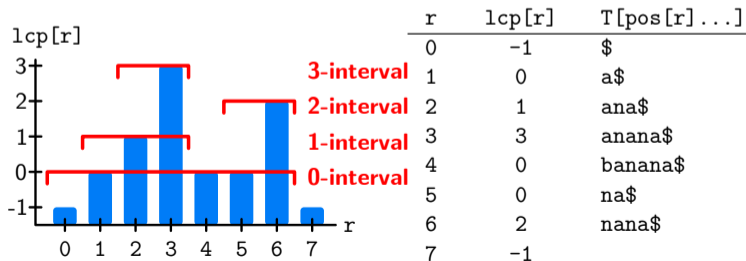


r	lcp[r]	T[pos[r]...]
0	-1	\$
1	0	a\$
2	1	ana\$
3	3	anana\$
4	0	banana\$
5	0	na\$
6	2	nana\$
7	-1	

d -intervals

Let pos and lcp be the suffix array and lcp array of a text $T \in \Sigma^n$, respectively. An interval $[L, R]$ is called **d -interval** if

- $\text{lcp}[L] < d$,
- $\text{lcp}[R + 1] < d$,
- $\text{lcp}[r] \geq d$ for $L < r \leq R$, and
- $\min\{\text{lcp}[r] \mid L < r \leq R\} = d$.



Mapping Intervals to Nodes

Observation

Let $[L, R]$ be a d -interval and $[L', R']$ be a d' -interval. Then **either**

- $[L, R]$ and $[L', R']$ are disjoint, **or**
- $[L, R]$ is included in $[L', R']$ or vice versa.

By this property, the “**included in**” **relationship** between intervals induces a tree, called the **LCP interval tree**.

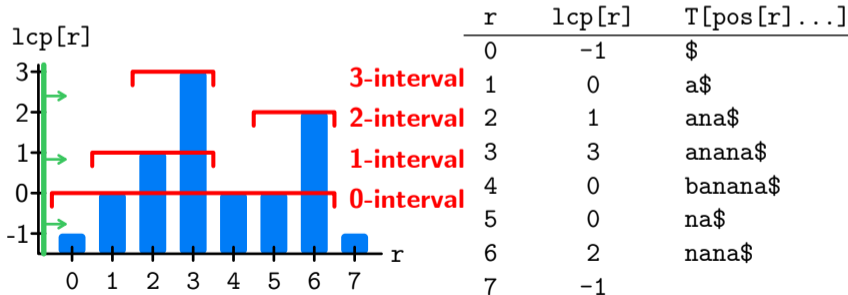
Lemma

The LCP interval tree is **isomorphic** to the suffix tree (without leafs).

Traversing the LCP interval tree

Idea

- Sweep from left to right
- Keep active intervals in stack
- Current lcp value higher than top of stack: create interval
- Current lcp value lower than top of stack: end/output interval



Code: Bottom-Up Traversal

```
1 def bottom_up_traversal(pos, lcp):
2     n = len(pos)
3     stack = [] # store pairs: (lcp value, left boundary)
4     stack.append( (0, 0) )
5     for R in range(1, n+1):
6         next_L = R - 1
7         while stack and lcp[R] < stack[-1][0]:
8             d, L = stack.pop()
9             yield (d, L, R) # yield the d-interval [L,R]
10            next_L = L
11        if stack and lcp[R] > stack[-1][0]:
12            stack.append( (lcp[R], next_L) )
```

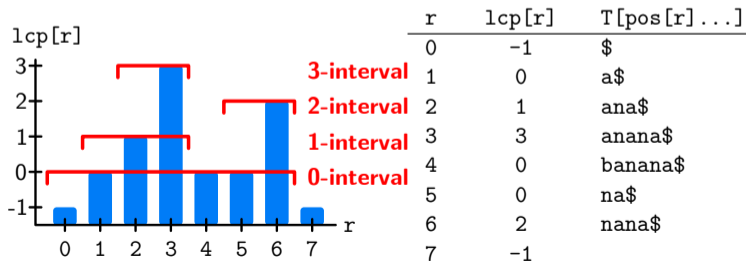
see also: <https://docs.python.org/3/tutorial/datastructures.html#using-lists-as-stacks>

Getting from Parent to Child Interval

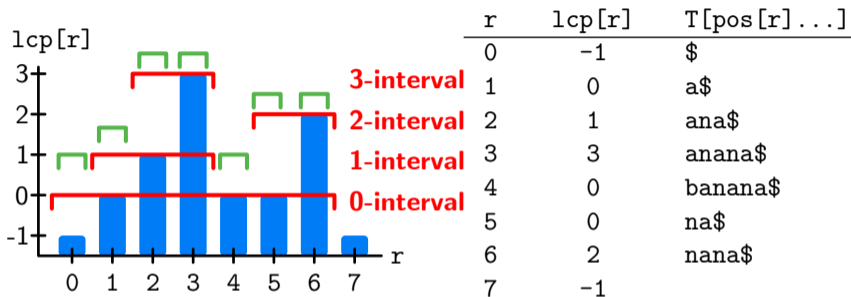
d -intervals

Let pos and lcp be suffix array and LCP array of a text $T \in \Sigma^n$, respectively. An interval $[L, R]$ is called d -interval if

- $lcp[L] < d$,
- $lcp[R + 1] < d$,
- $lcp[r] \geq d$ for $L < r \leq R$, and
- $\min\{lcp[r] \mid L < r \leq R\} = d$.



Characterizing Child Intervals



Lemma

Let $[L, R]$ be a d -interval, and let i_1, \dots, i_M be all positions such that $L < i_1 < \dots < i_M \leq R$ and $1cp[i_k] = d$ for all k . These positions are called **d -indices**. Then the **child intervals** of $[L, R]$ are now given by $[L, i_1 - 1], [i_1, i_2 - 1], \dots, [i_M, R]$.

Why are Child Intervals d' -Intervals for some $d' \geq d$?

Let $[L, R]$ be a d -interval, and let i_1, \dots, i_M be all positions such that $L < i_1 < \dots < i_M \leq R$ and $\text{lcp}[i_k] = d$ for all k . These positions are called **d -indices**. Then the **child intervals** of $[L, R]$ are now given by $[L, i_1 - 1], [i_1, i_2 - 1], \dots, [i_M, R]$.

Let pos and lcp be suffix array and LCP array of a text $T \in \Sigma^n$, respectively. An interval $[L, R]$ is called **d' -interval** if

- $\text{lcp}[L] < d', \quad \text{lcp}[R + 1] < d',$
- $\text{lcp}[r] \geq d'$ for $L < r \leq R, \quad \min\{\text{lcp}[r] \mid L < r \leq R\} = d'.$

Why are Child Intervals d' -Intervals for some $d' \geq d$?

Let $[L, R]$ be a d -interval, and let i_1, \dots, i_M be all positions such that $L < i_1 < \dots < i_M \leq R$ and $\text{lcp}[i_k] = d$ for all k . These positions are called **d -indices**. Then the **child intervals** of $[L, R]$ are now given by $[L, i_1 - 1], [i_1, i_2 - 1], \dots, [i_M, R]$.

Let pos and lcp be suffix array and LCP array of a text $T \in \Sigma^n$, respectively. An interval $[L, R]$ is called **d' -interval** if

- $\text{lcp}[L] < d', \quad \text{lcp}[R + 1] < d',$
- $\text{lcp}[r] \geq d'$ for $L < r \leq R, \quad \min\{\text{lcp}[r] \mid L < r \leq R\} = d'.$

Answer for $[i_1, i_2 - 1]$

We have $\text{lcp}[j] \geq d + 1$ for all $j \in \{L + 1, \dots, R\} \setminus \{i_1, \dots, i_M\}$.

Let $d' := \min\{\text{lcp}[j] : i_1 < j \leq i_2 - 1\} > d$.

Then also $\text{lcp}[i_1] = d < d', \quad \text{lcp}[i_2] = d < d', \quad \text{lcp}[r] \geq d'$ for $i_1 < r \leq i_2 - 1$.

Summary: Finding Child Intervals

Let $[L, R]$ be a d -interval, and let i_1, \dots, i_M be all positions such that $L < i_1 < \dots < i_M \leq R$ and $\text{lcp}[i_k] = d$ for all k . These positions are called **d -indices**. Then the **child intervals** of $[L, R]$ are now given by $[L, i_1 - 1], [i_1, i_2 - 1], \dots, [i_M, R]$.

In other words

To find **child intervals**, we need to find the positions in the interval, where **the lcp value is minimal**.

Solution: Range Minimum Queries

- **Given:** Array A
- **Query:** For interval $[i, j]$, what is the smallest position $i' \in [i, j]$ such that $A[i'] = \min\{A[i], \dots, A[j]\}$?

Application: Top-Down Pattern Search (issi)

r	$\text{pos}[r]$	$\text{lcp}[r]$	$T[\text{pos}[r] :]$
0	13	-1	\$
1	12	0	i\$
2	11	1	ii\$
3	1	2	iississippii\$
4	8	1	ippii\$
5	5	1	issippii\$
6	2	4	ississippii\$
7	0	0	mississippii\$
8	10	0	pii\$
9	9	1	ppii\$
10	7	0	sippii\$
11	4	2	sissippii\$
12	6	1	ssippii\$
13	3	3	ssissippii\$
14		-1	

Range Minimum Queries

Naive Algorithms

Scan

Search whole query interval: $O(n)$ time for every query

```
1 def rmq_naive(A, i, j):
2     best = None
3     for k in range(i, j+1):
4         if (best is None) or (A[k] < A[best]):
5             best = k
6     return best
```

Naive Algorithms

Scan

Search whole query interval: $O(n)$ time for every query

```
1 def rmq_naive(A, i, j):
2     best = None
3     for k in range(i, j+1):
4         if (best is None) or (A[k] < A[best]):
5             best = k
6     return best
```

Table lookup

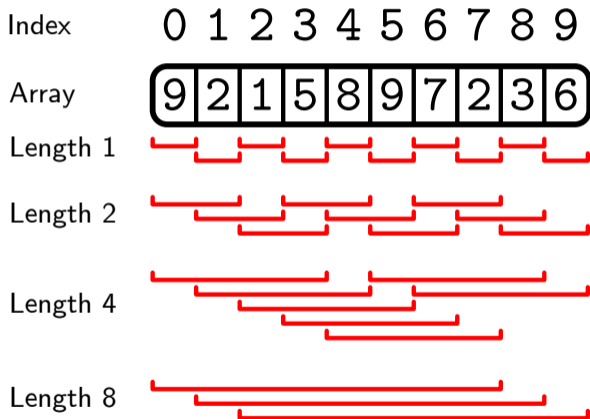
- **Preprocessing:**

Create table with **all** intervals in $O(n^2)$ **space** and time once

- **Query:** Table lookup in $O(1)$ time for every query

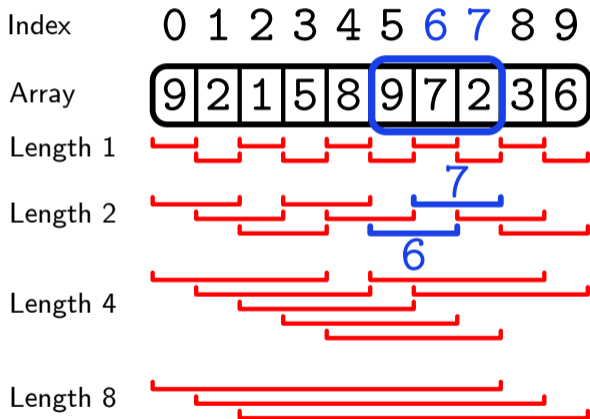
Sparse Table Approach

Preprocessing: create table with length- 2^ℓ intervals in $O(n \log n)$ time



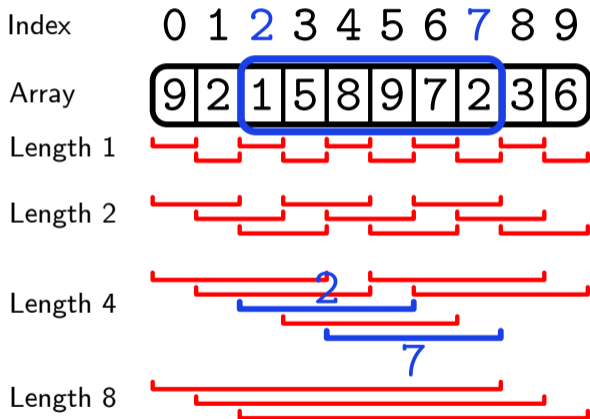
Sparse Table Approach

Querying: look up one or two (overlapping) 2^ℓ -intervals with $2^\ell \leq (j - i + 1)$



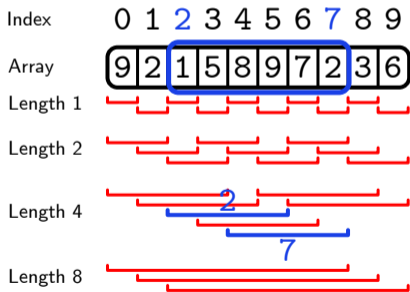
Sparse Table Approach

Querying: look up one or two (overlapping) 2^ℓ -intervals with $2^\ell \leq (j - i + 1)$



Analysis of Sparse RMQ Tables

- **Preprocessing:** $O(n \log_2 n)$ time and space:
Compute minima locations for length $2^{\ell+1}$ from those of length 2^ℓ ;
don't scan long intervals again!
- **Querying:** $O(1)$ time (minimum over at most two lookups)



Constant time RMQs with linear time preprocessing

Bender and Farach-Colton. “The LCA Problem Revisited”,
Proceedings of LATIN, 2000.

Cartesian Trees

Definition

For a given array A ,
the **Cartesian tree** is a binary tree with exactly one node per entry
(i.e. nodes are labeled by array index), such that

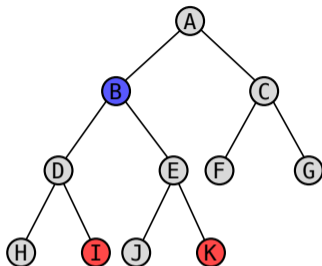
- the root corresponds to the index i of the (leftmost) minimum entry in A ,
- the left child of the root is a Cartesian tree of $A[0 \dots (i - 1)]$,
- the right child of the root is a Cartesian tree of $A[(i + 1) \dots (|A| - 1)]$,

Example: Cartesian Trees

i: 0 1 2 3 4 5 6 7 8 9
A: 9 2 1 8 5 9 3 7 2 6

depth 0: 2
1
1: 1 8
2 2
2: 0 6 9
9 3 6
3: 4 7
5 7
4: 3 5
8 9

Lowest Common Ancestor (LCA) Problem



Definitions

- A node u is called an **ancestor** of node v , if u lies on the (unique) path from the root to v .
- For a given rooted tree and two given nodes v_1 and v_2 , the **lowest common ancestor (LCA)** is the node that is an ancestor of both v_1 and v_2 and has maximum distance from the root.

Solving RMQ using LCA

Idea


- 1 Build Cartesian tree T of input array A
- 2 Preprocess tree T for LCA queries
- 3 Each RMQ query on A now can be answered via an LCA query on T

Observation

Prove that $LCA_T(i, j) = RMQ_A(i, j)$ for all i, j .

Example: Solving RMQ using LCA: RMQ(3,7)

i: 0 1 2 3 4 5 6 7 8 9
A: 9 2 1 8 5 9 3 7 2 6



Solving LCA using ± 1 RMQ

Conversely, we can solve an LCA query on a tree using an RMQ query on an array. The array has a special property: Consecutive entries differ by ± 1 .

Idea

- Transform tree into array through an **Eulerian tour** (depth first search, DFS)
- For each visited node, keep track of its **depth** (distance from root)
- Now an **RMQ on this depth array** will solve LCA

Definition

An RMQ on an array A with $A[i+1] - A[i] \in \{-1, 1\}$ for all indices i is called **± 1 RMQ**.

Example: Solving LCA using ± 1 RMQ

```
i: 0 1 2 3 4 5 6 7 8 9
A: 9 2 1 8 5 9 3 7 2 6
```

```
depth 0:      2
1:      1          8
2:     0          6      9
3:           4      7
4:           3      5
```

```
DFS visits of i: 2 1 0 1 2 8 6 4 3 4 5 4 6 7 6 8 9 8 2
DFS depth array: 0 1 2 1 0 1 2 3 4 3 4 3 2 3 2 1 2 1 0
```

Idea: Constant-Time RMQ with Linear Preprocessing Time

Part I: Solve ± 1 RMQ

- Partition input array into blocks of size $k = \lceil \frac{\log(n)}{2} \rceil$
- Key insights:
 - Normalizing a block by subtracting an offset does not change answers to an RMQ
Example: $[10,11,12,11,12]$ gives the same answers as $[0,1,2,1,2]$.
 - After normalization, there are “only” 2^{k-1} different arrays in the \pm setting.
→ opportunity to pre-compute all of them

Part II: Solve RMQ

RMQ \rightarrow LCA \rightarrow ± 1 RMQ

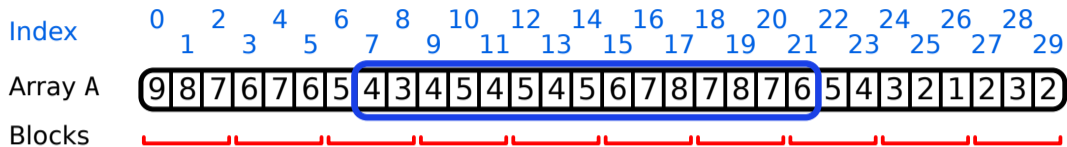
Solving ± 1 RMQ

Index	0	2	4	6	8	10	12	14	16	18	20	22	24	26	28															
	1	3	5	7	9	11	13	15	17	19	21	23	25	27	29															
Array A	9	8	7	6	7	6	5	4	3	4	5	4	5	4	5	6	7	8	7	8	7	6	5	4	3	2	1	2	3	2

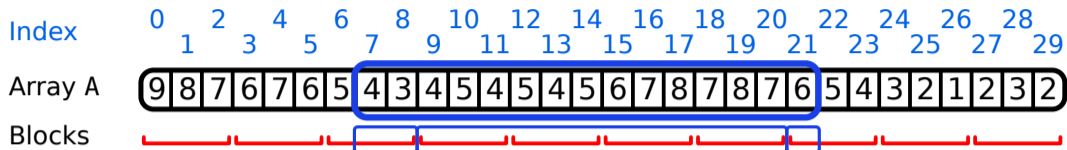
Solving ± 1 RMQ

Index	0	2	4	6	8	10	12	14	16	18	20	22	24	26	28															
	1	3	5	7	9	11	13	15	17	19	21	23	25	27	29															
Array A	9	8	7	6	7	6	5	4	3	4	5	4	5	4	5	6	7	8	7	8	7	6	5	4	3	2	1	2	3	2
Blocks	└──┬──┘		└──┬──┘		└──┬──┘		└──┬──┘		└──┬──┘		└──┬──┘		└──┬──┘		└──┬──┘		└──┬──┘		└──┬──┘		└──┬──┘		└──┬──┘		└──┬──┘		└──┬──┘			

Solving ± 1 RMQ



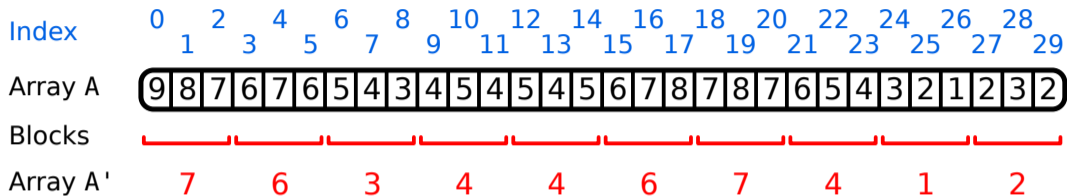
Solving ± 1 RMQ



Solving ± 1 RMQ

Index	0	2	4	6	8	10	12	14	16	18	20	22	24	26	28															
	1	3	5	7	9	11	13	15	17	19	21	23	25	27	29															
Array A	9	8	7	6	7	6	5	4	3	4	5	4	5	4	5	6	7	8	7	8	7	6	5	4	3	2	1	2	3	2
Blocks	└──┘		└──┘		└──┘		└──┘		└──┘		└──┘		└──┘		└──┘		└──┘		└──┘		└──┘		└──┘		└──┘		└──┘			

Solving ± 1 RMQ



Solving ± 1 RMQ

Index	0	2	4	6	8	10	12	14	16	18	20	22	24	26	28																
	1	3	5	7	9	11	13	15	17	19	21	23	25	27	29																
Array A	9	8	7	6	7	6	5	4	3	4	5	4	5	4	5	6	7	8	7	8	7	6	5	4	3	2	1	2	3	2	
Blocks	┌───┐		┌───┐			┌───┐		┌───┐			┌───┐		┌───┐		┌───┐		┌───┐		┌───┐		┌───┐		┌───┐		┌───┐		┌───┐		┌───┐		
Array A'	7	6	3	4	4	6	7	4	1	2																					
Array P	2	3	8	9	13	15	18	23	26	27																					

Solving ± 1 RMQ

Index	0	2	4	6	8	10	12	14	16	18	20	22	24	26	28															
	1	3	5	7	9	11	13	15	17	19	21	23	25	27	29															
Array A	9	8	7	6	7	6	5	4	3	4	5	4	5	4	5	6	7	8	7	8	7	6	5	4	3	2	1	2	3	2
Blocks	┌───┐		┌───┐		┌───┐		┌───┐		┌───┐		┌───┐		┌───┐		┌───┐		┌───┐		┌───┐		┌───┐		┌───┐		┌───┐		┌───┐			
Array A'	7	6	3	4	4	6	7	4	1	2																				
Array P	2	3	8	9	13	15	18	23	26	27																				
Normalize	-1	-1	1	-1	-1	-1	1	-1	-1	1	1	1	-1	-1	-1	-1	-1	1	-1											

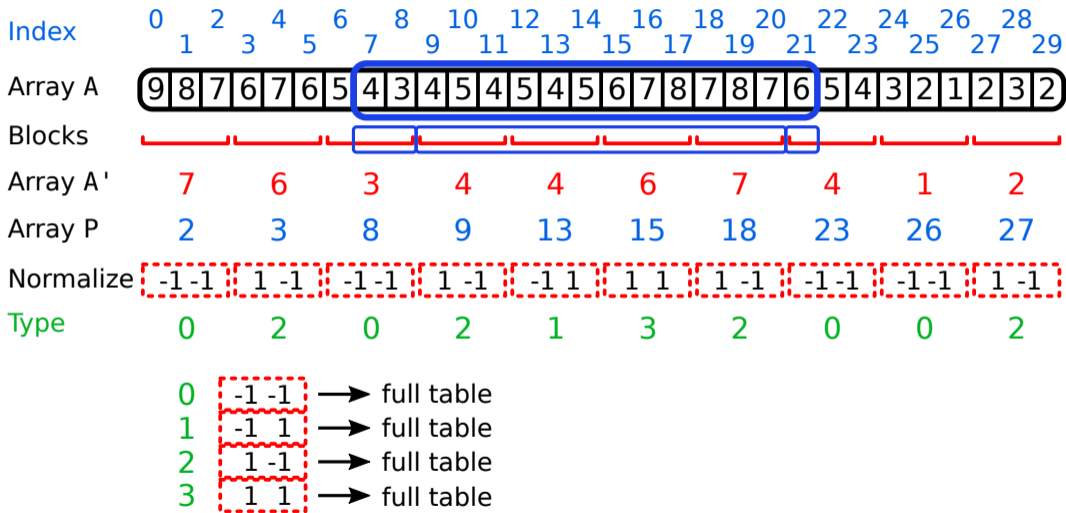
Solving ± 1 RMQ

Index	0	2	4	6	8	10	12	14	16	18	20	22	24	26	28	1	3	5	7	9	11	13	15	17	19	21	23	25	27	29		
Array A	<div style="border: 2px solid black; padding: 2px; display: inline-block;"> 9 8 7 6 7 6 5 4 3 4 5 4 5 4 5 6 7 8 7 8 7 6 5 4 3 2 1 2 3 2 </div>																															
Blocks																																
Array A'	7 6 3 4 4 6 7 4 1 2																															
Array P	2 3 8 9 13 15 18 23 26 27																															
Normalize	<div style="border: 2px dashed red; padding: 2px; display: inline-block;"> -1 -1 1 -1 -1 -1 1 -1 -1 1 1 1 1 -1 -1 -1 -1 -1 1 -1 </div>																															
Type	0 2 0 2 1 3 2 0 0 2																															

Solving ± 1 RMQ

Index	0	2	4	6	8	10	12	14	16	18	20	22	24	26	28	1	3	5	7	9	11	13	15	17	19	21	23	25	27	29																		
Array A	<table border="1" style="border-collapse: collapse; text-align: center;"> <tr> <td>9</td><td>8</td><td>7</td><td>6</td><td>7</td><td>6</td><td>5</td><td>4</td><td>3</td><td>4</td><td>5</td><td>4</td><td>5</td><td>4</td><td>5</td><td>6</td><td>7</td><td>8</td><td>7</td><td>8</td><td>7</td><td>6</td><td>5</td><td>4</td><td>3</td><td>2</td><td>1</td><td>2</td><td>3</td><td>2</td> </tr> </table>																		9	8	7	6	7	6	5	4	3	4	5	4	5	4	5	6	7	8	7	8	7	6	5	4	3	2	1	2	3	2
9	8	7	6	7	6	5	4	3	4	5	4	5	4	5	6	7	8	7	8	7	6	5	4	3	2	1	2	3	2																			
Blocks																																																
Array A'	7	6	3	4	4	6	7	4	1	2																																						
Array P	2	3	8	9	13	15	18	23	26	27																																						
Normalize	-1	-1	1	-1	-1	-1	1	-1	-1	1	1	1	-1	-1	-1	-1	-1	1	-1																													
Type	0	2	0	2	1	3	2	0	0	2																																						
	0	1	2	3	-1	-1	-1	1	1	-1	1	1	1	-1	-1	-1	-1	-1	1	-1											→ full table	→ full table	→ full table	→ full table														

Solving ± 1 RMQ



Preprocessing Time for ± 1 RMQ

Index	0	2	4	6	8	10	12	14	16	18	20	22	24	26	28	1	3	5	7	9	11	13	15	17	19	21	23	25	27	29							
Array A	9	8	7	6	7	6	5	4	3	4	5	4	5	4	5	6	7	8	7	8	7	6	5	4	3	2	1	2	3	2							
Blocks	[Red brackets grouping the array into 10 blocks of size 4]																																				
Array A'	7	6	3	4	4	6	7	4	1	2																											
Array P	2	3	8	9	13	15	18	23	26	27																											
Normalize	-1	-1	1	-1	-1	-1	1	1	1	-1	-1	-1	-1	1	-1																						
Type	0	2	0	2	1	3	2	0	0	2																											

0	-1 -1	→ full table
1	-1 1	→ full table
2	1 -1	→ full table
3	1 1	→ full table

- We have $O(\frac{n}{\log n})$ blocks of size $s = \lceil \frac{\log n}{2} \rceil$.

Preprocessing Time for ± 1 RMQ

Index	0	2	4	6	8	10	12	14	16	18	20	22	24	26	28													
	1	3	5	7	9	11	13	15	17	19	21	23	25	27	29													
Array A	9	8	7	6	7	6	5	4	3	4	5	4	5	6	7	8	7	8	7	6	5	4	3	2	1	2	3	2
Blocks	[Red brackets grouping 15 elements into 10 blocks of size 2]																											
Array A'	7	6	3	4	4	6	7	4	1	2																		
Array P	2	3	8	9	13	15	18	23	26	27																		
Normalize	-1	-1	1	-1	-1	-1	1	1	1	-1	-1	-1	-1	1	-1													
Type	0	2	0	2	1	3	2	0	0	2																		

0	-1 -1	→ full table
1	-1 1	→ full table
2	1 -1	→ full table
3	1 1	→ full table

- We have $O(\frac{n}{\log n})$ blocks of size $s = \lceil \frac{\log n}{2} \rceil$.
- We need $O(n' \log n')$ time to build a **sparse table** for A', where n' is $O(\frac{n}{\log n})$, therefore $O(n)$ time.

Preprocessing Time for ± 1 RMQ

Index	0	2	4	6	8	10	12	14	16	18	20	22	24	26	28													
	1	3	5	7	9	11	13	15	17	19	21	23	25	27	29													
Array A	9	8	7	6	7	6	5	4	3	4	5	4	5	6	7	8	7	8	7	6	5	4	3	2	1	2	3	2
Blocks	[Red brackets grouping the array into 10 blocks of size 3]																											
Array A'	7	6	3	4	4	6	7	4	1	2																		
Array P	2	3	8	9	13	15	18	23	26	27																		
Normalize	-1	-1	1	-1	-1	-1	1	1	1	-1	-1	-1	-1	1	-1													
Type	0	2	0	2	1	3	2	0	0	2																		

0	-1 -1	→ full table
1	-1 1	→ full table
2	1 -1	→ full table
3	1 1	→ full table

- We have $O(\frac{n}{\log n})$ blocks of size $s = \lceil \frac{\log n}{2} \rceil$.
- We need $O(n' \log n')$ time to build a **sparse table** for A', where n' is $O(\frac{n}{\log n})$, therefore $O(n)$ time.
- We build 2^{s-1} small full tables (all pairs), for $O(2^{s-1} \cdot s^2)$ time, which is $O(n)$ for $s = \lceil \frac{\log n}{2} \rceil$.

Summary

- Relationship between suffix trees and suffix arrays
 - suffix tree nodes \Leftrightarrow suffix array d -intervals
- Bottom-up traversals
- Top-down traversals: **Range Minimum Queries (RMQs)**
 - RMQ \rightarrow LCA on Cartesian tree $\rightarrow \pm 1$ RMQ
 - Linear-time construction of Cartesian tree from array (details not shown)
 - Linear-time construction of depth array from (details not shown)
 - Preprocessing in linear time and space for ± 1 RMQ
- Application: **forward pattern search**
- Bottom line: Enhanced suffix arrays can be used as “virtual” suffix trees.

Possible Exam Questions

- How are suffix tree leafs related to suffix arrays?
- Which suffix tree operations can be simulated using suffix array plus LCP array?
- What is a range minimum query (RMQ)?
- How can RMQs be answered in constant time after at most $O(n \log n)$ preprocessing?
- Why are RMQs on the LCP useful?
- What is needed to do $O(|P|)$ time pattern matching with a suffix array?
- Explain how to achieve linear time/space preprocessing for constant time RMQs.
- What is the lowest common ancestor (LCA) problem?
- How is LCA connected to RMQ?
- What is a ± 1 RMQ?